

Scaled data based on original data using
LM-79-08 Approved Method: Electrical and Photometric Measurements of Solid-
State Lighting Products

Test Report Prepared for
Cooper Lighting Solutions
(formerly Eaton)

Brand: STREETWORKS

Report Number: P452394

Luminaire Tested: **GLAN-SA3B-760-U-5MQ**

Issue Date: 1/4/2021

Test Information

Test Method: LM-79-08
Report Number: P452394
TEST IS SCALED FROM IESNA LM-79-08 TEST DATA (G3-2011-042-2)
Test Lab: INNOVATION CENTER
Issue Date: 1/4/2021
Manufacturer: COOPER LIGHTING SOLUTIONS (FORMERLY EATON)
Product Line: STREETWORKS
Catalog Number: GLAN-SA3B-760-U-5MQ
Description: GALLEON AREA AND ROADWAY LUMINAIRE
(3) 70 CRI, 5700K, 800mA LIGHTSQUARES WITH 16 LEDS EACH AND TYPE V MEDIUM OPTICS
Light Source: -
Ballast/Driver: ELECTRONIC DRIVER

Summary

Lumens per Lamp: N/A
Luminaire Lumens: 17816 lumens
Efficiency: N/A
Efficacy: 147.2 lumens/watt
Luminous Opening: Rectangular (W 1' x L: 1' x H: 0')
IES Classification: Type V - Short
BUG Rating: B4 - U0 - G2

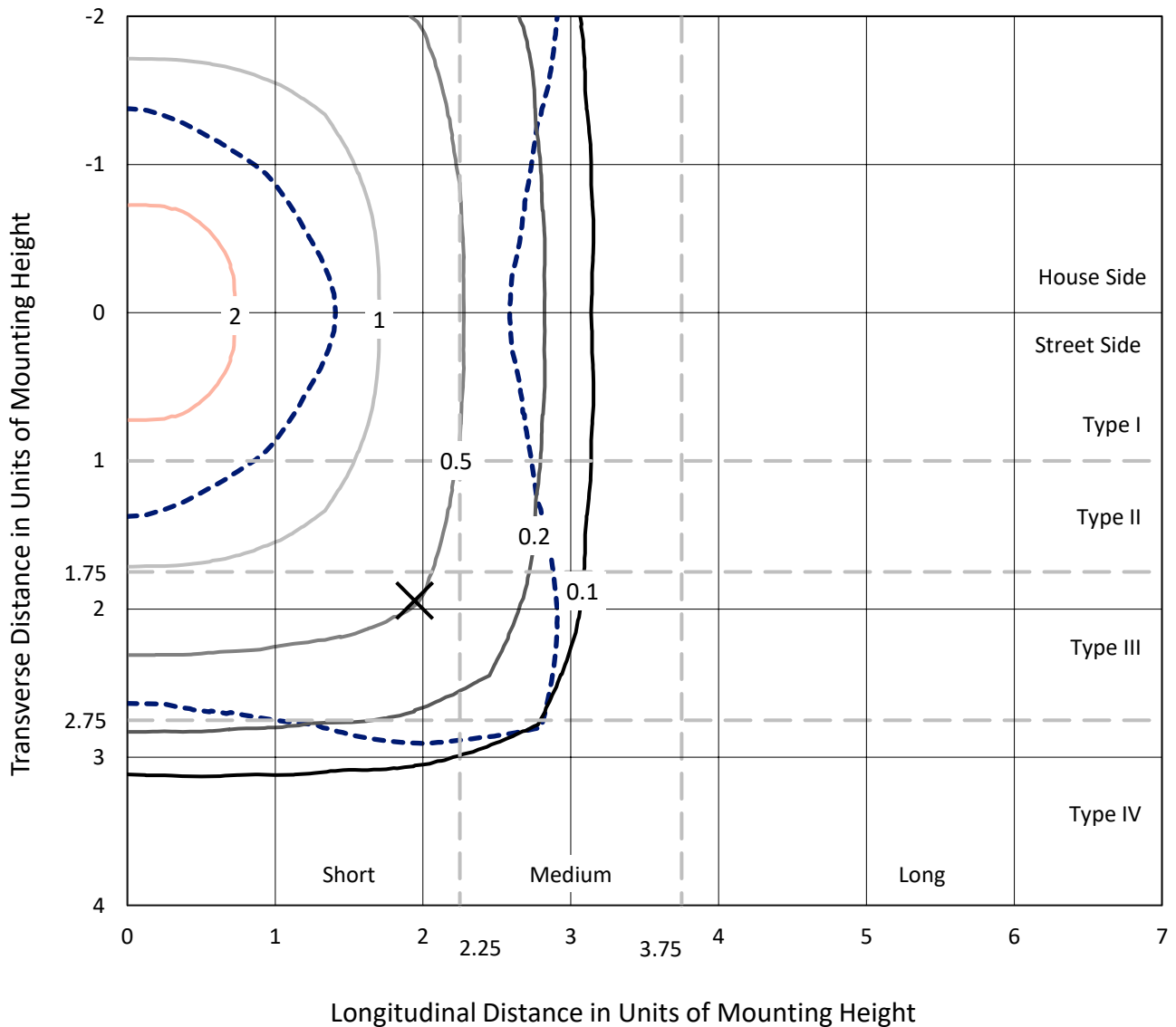
Input Watts (W): 121
Input Voltage (V): NR
Input Current (A_{in}): NR
Voltage Rise (V): NR
Power Factor: NR
Total Harmonic Distortion (THDi): NR
Frequency (hertz): 60
Stabilization Time: NR
Operation Time: NR
Ambient Temperature (°C): NR
Test Distance: 24 FT



REPORT NUMBER: P452394
 CATALOG NUMBER: GLAN-SA3B-760-U-5MQ

Iso-Footcandle Lines of Horizontal Illumination

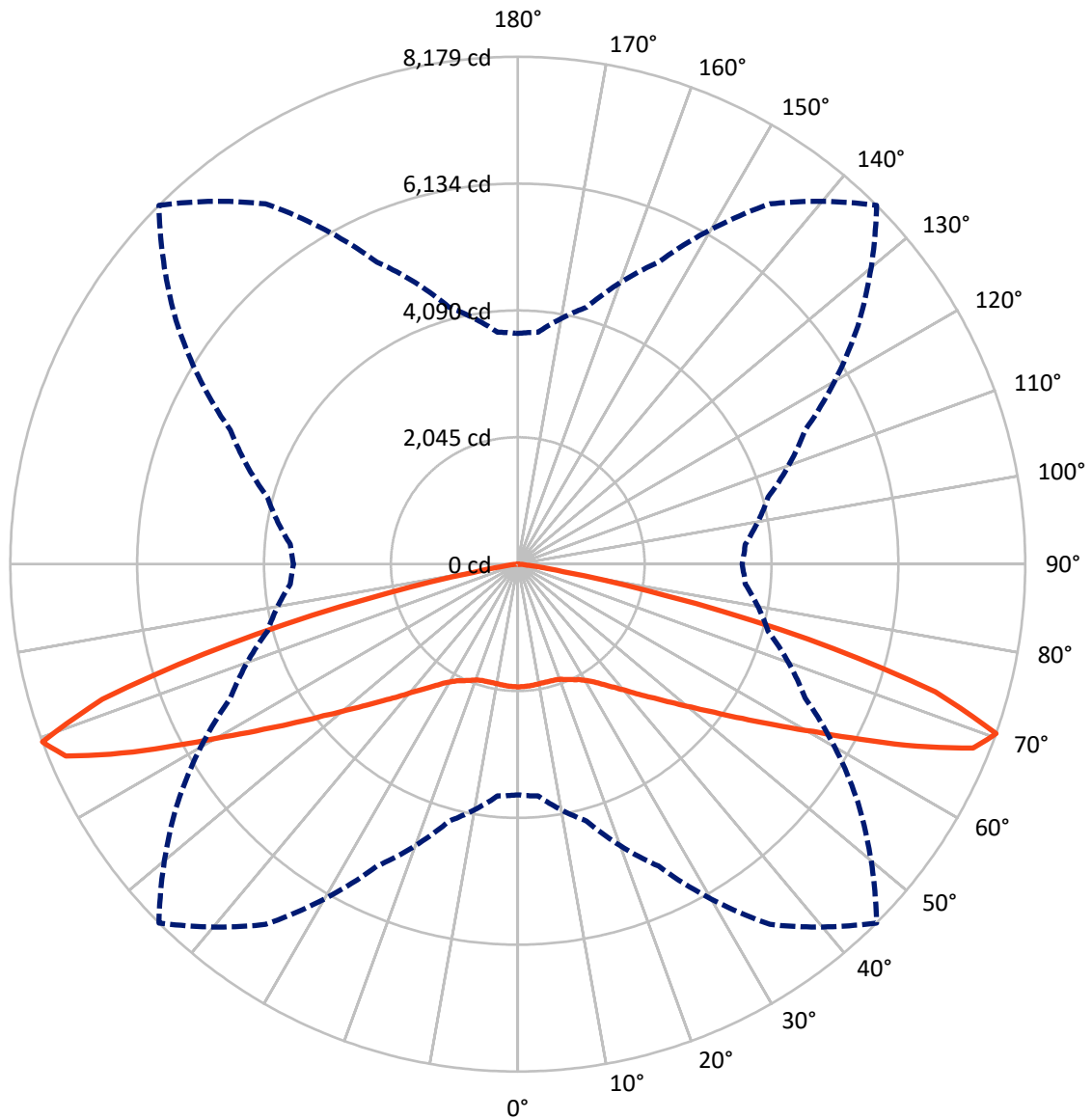
× Max cd
 - - - 1/2 Max cd



Based on 25 foot mounting height. Maximum calculated value = 3.2 fc
 Type V - Short - N/A

REPORT NUMBER: P452394
CATALOG NUMBER: GLAN-SA3B-760-U-5MQ

Luminous Intensity Polar Plot



— Vertical Plane Through 45-Deg Lateral - - - Horizontal Cone Through 70-Deg Vertical

REPORT NUMBER: P452394

CATALOG NUMBER: GLAN-SA3B-760-U-5MQ

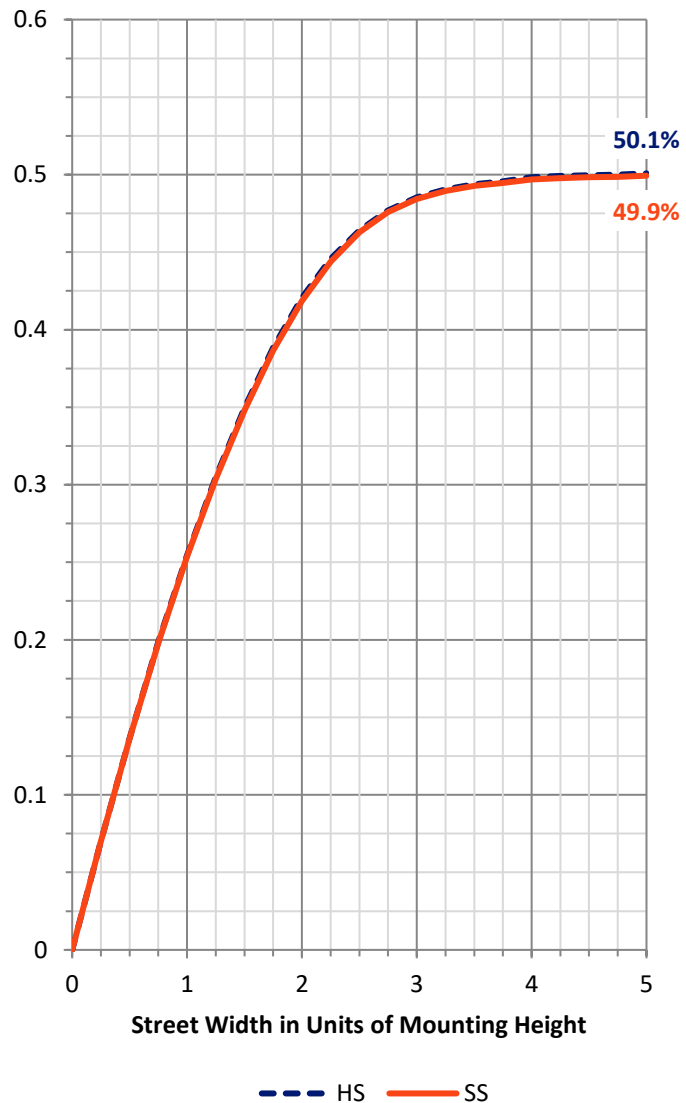
FLUX DISTRIBUTION:

		Downward	Upward	Total
House Side	Lumens	8908.0	0.0	8908.0
	% Fixture	50.0	0.0	50.0
Street Side	Lumens	8908.0	0.0	8908.0
	% Fixture	50.0	0.0	50.0
Total	Lumens	17816.0	0.0	17816.0
	% Fixture	100.0	0.0	100.0

Coefficient of Utilization

ZONAL LUMENS:

Zone	Lumens	% Fixture
0°-10°	187.6	1.1
10°-20°	550.5	3.1
20°-30°	941.6	5.3
30°-40°	1494.5	8.4
40°-50°	2410.9	13.5
50°-60°	3922.7	22.0
60°-70°	5686.5	31.9
70°-80°	2522.3	14.2
80°-90°	99.5	0.6
90°-100°	0.0	0.0
100°-110°	0.0	0.0
110°-120°	0.0	0.0
120°-130°	0.0	0.0
130°-140°	0.0	0.0
140°-150°	0.0	0.0
150°-160°	0.0	0.0
160°-170°	0.0	0.0
170°-180°	0.0	0.0
0°-90°	17816.0	100.0
0°-180°	17816.0	100.0



REPORT NUMBER: P452394

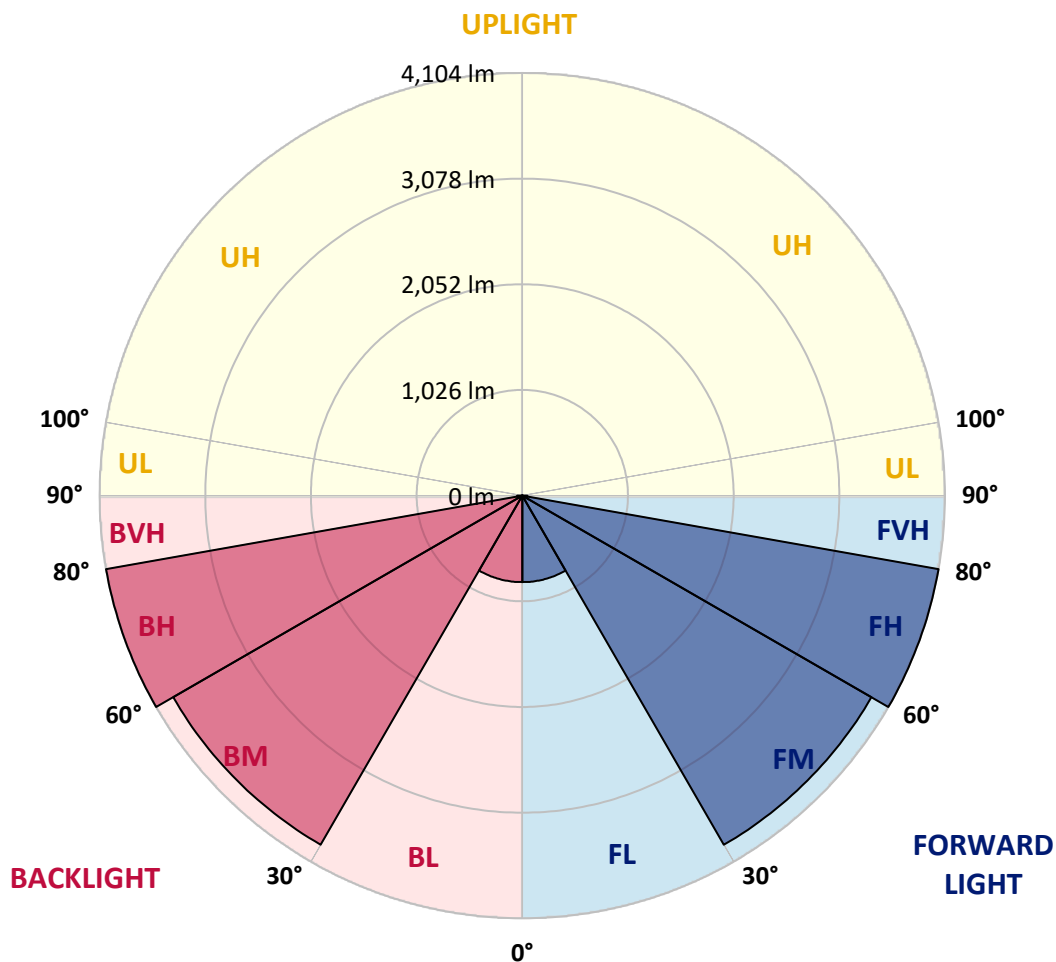
CATALOG NUMBER: GLAN-SA3B-760-U-5MQ

LUMINAIRE CLASSIFICATION SYSTEM LUMEN TABLE AND BUG RATING:

Zone	Lumens	% Fixture	Zone Rating/Lumen Limit		
			B	U	G
FL (0°-30°)	839.8	4.7			
FM (30°-60°)	3914.0	22.0			
FH (60°-80°)	4104.4	23.0			G2/5000
FVH (80°-90°)	49.7	0.3			G1/100
BL (0°-30°)	839.8	4.7	B2/1000		
BM (30°-60°)	3914.0	22.0	B3/5000		
BH (60°-80°)	4104.4	23.0	B4/5000		G2/5000
BVH (80°-90°)	49.7	0.3			G1/100
UL (90°-100°)	0.0	0.0		U0/0	
UH (100°-180°)	0.0	0.0		U0/0	

BUG Rating: B4-U0-G2

Type V Short





REPORT NUMBER: P452394

CATALOG NUMBER: GLAN-SA3B-760-U-5MQ

CANDELA DISTRIBUTION (FULL):

	0°	5°	15°	25°	35°	45°	55°	65°	75°	85°	90°
0°	1978.4	1978.4	1978.4	1978.4	1978.4	1978.4	1978.4	1978.4	1978.4	1978.4	1978.4
2.5°	1978.4	1980.3	1977.4	1975.6	1974.6	1974.6	1973.7	1974.6	1980.3	1981.2	1978.4
5°	1972.7	1974.6	1973.7	1971.8	1970.9	1970.9	1969.9	1969.0	1973.7	1975.6	1974.6
7.5°	1965.2	1966.2	1965.2	1964.3	1965.2	1964.3	1961.5	1959.6	1963.4	1963.4	1962.4
10°	1952.1	1954.0	1953.0	1954.0	1955.8	1955.8	1952.1	1948.3	1949.3	1947.4	1947.4
12.5°	1936.1	1938.9	1939.9	1943.6	1948.3	1954.0	1945.5	1937.1	1935.2	1934.3	1933.3
15°	1925.8	1928.6	1932.4	1936.1	1944.6	1956.8	1944.6	1931.4	1927.7	1923.9	1922.0
17.5°	1923.0	1926.7	1932.4	1938.0	1949.3	1961.5	1951.2	1938.0	1928.6	1923.0	1921.1
20°	1930.5	1933.3	1941.8	1952.1	1968.1	1980.3	1969.9	1955.8	1941.8	1933.3	1930.5
22.5°	1945.5	1950.2	1960.5	1979.3	2001.9	2019.7	2005.6	1982.1	1959.6	1948.3	1944.6
25°	1978.4	1982.1	1994.3	2019.7	2046.0	2062.9	2047.9	2020.6	1989.7	1974.6	1969.9
27.5°	2028.1	2033.8	2046.9	2077.0	2098.6	2108.0	2097.6	2078.9	2056.3	2040.4	2036.6
30°	2098.6	2105.1	2124.9	2156.8	2170.9	2176.5	2171.8	2159.6	2143.6	2126.7	2123.0
32.5°	2193.4	2197.2	2219.7	2249.7	2262.9	2264.8	2259.1	2253.5	2227.2	2199.0	2197.2
35°	2299.5	2306.1	2333.3	2369.0	2381.2	2382.1	2370.9	2362.4	2331.4	2308.9	2308.9
37.5°	2440.3	2443.2	2469.5	2509.8	2523.0	2519.2	2513.6	2506.1	2473.2	2444.1	2445.0
40°	2605.6	2611.2	2633.8	2680.7	2680.7	2676.0	2679.8	2674.2	2641.3	2613.1	2614.1
42.5°	2801.8	2804.7	2831.9	2881.7	2877.9	2868.5	2872.3	2864.8	2844.1	2812.2	2800.9
45°	3011.2	3022.5	3069.5	3117.3	3109.8	3079.8	3094.8	3092.9	3074.1	3026.3	3029.1
47.5°	3263.8	3282.6	3327.7	3384.9	3376.5	3329.5	3346.4	3357.7	3331.4	3278.8	3269.4
50°	3548.3	3560.5	3627.2	3680.7	3673.2	3623.4	3661.9	3663.8	3598.1	3523.9	3523.9
52.5°	3851.6	3863.8	3953.9	4037.5	4042.2	3969.9	4000.9	3999.0	3892.0	3794.3	3775.5
55°	4191.5	4197.1	4313.6	4436.6	4462.9	4392.4	4396.2	4358.6	4219.7	4106.1	4095.7
57.5°	4542.7	4563.3	4692.0	4851.6	4929.5	4886.3	4866.6	4766.1	4631.9	4501.4	4494.8
60°	4931.4	4932.3	5099.5	5288.2	5446.0	5475.1	5394.3	5260.0	5086.3	4913.6	4906.1
62.5°	5200.9	5241.3	5452.5	5771.8	6054.4	6217.8	6004.6	5722.9	5381.2	5102.3	5074.1
65°	5256.3	5283.5	5605.6	6146.4	6723.9	7076.0	6583.0	5984.0	5400.9	5029.1	5010.3
67.5°	4808.4	4837.5	5271.3	6101.3	7193.4	7915.4	6958.6	5858.2	5066.6	4606.5	4569.9
70°	3719.2	3752.1	4288.2	5370.8	7089.1	8179.3	6691.0	5109.8	4178.4	3681.7	3615.0
72.5°	1977.4	2098.6	2556.8	3686.3	5753.9	7042.2	5486.3	3728.6	2694.8	2202.8	2114.5
75°	722.1	737.1	992.5	1634.7	3347.4	4829.1	3476.0	1778.4	1022.5	789.7	749.3
77.5°	298.6	297.6	326.8	493.9	1215.9	2473.2	1356.8	522.1	325.8	301.4	297.6
80°	176.5	176.5	194.4	205.6	320.2	746.5	357.7	232.9	195.3	178.4	181.2
82.5°	78.9	83.6	123.0	129.6	154.9	204.7	172.8	148.4	127.7	88.3	79.8
85°	43.2	37.6	64.8	67.6	74.2	76.1	81.7	80.8	74.2	43.2	44.1
87.5°	8.5	10.3	18.8	14.1	16.0	14.1	18.8	26.3	27.2	15.0	12.2
90°	0.0	0.0	0.0	0.0	0.0	0.0	0.0	0.0	0.0	0.0	0.0

(END OF REPORT)